



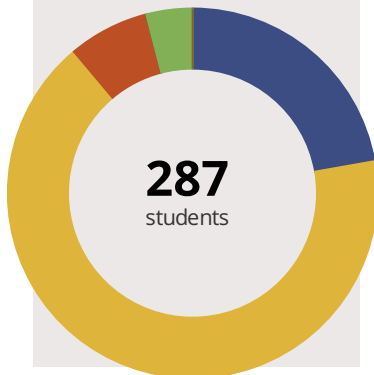
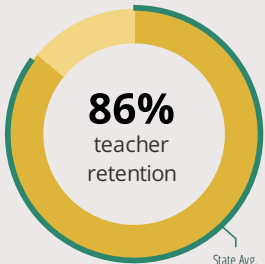
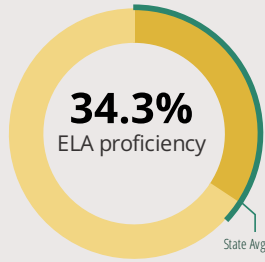
# Coretta Scott King Magnet Sch

1009 Blackhawk Dr University Park, IL 60484 (708) 367-4700

Grades: K - 5  
District: Crete Monee CUSD 201U

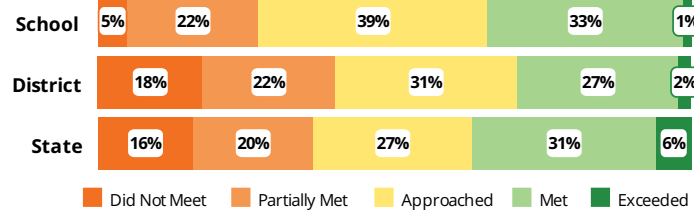
Principal: Mr. Bryon Mane  
Superintendent: Dr. Kara Coglianese

## FAST FACTS



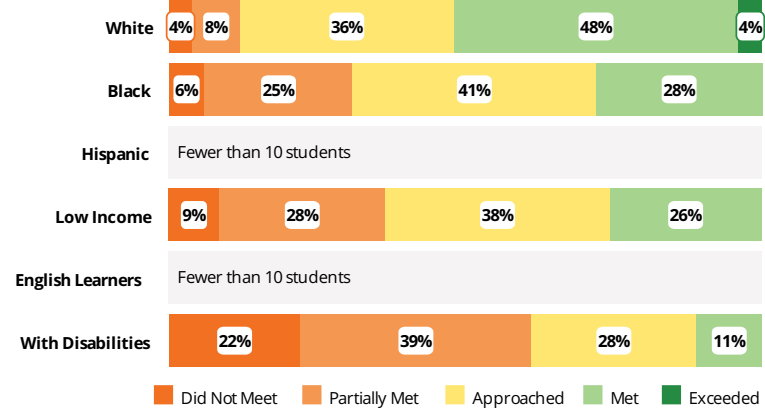
## Academic Success

All Illinois students in grades 3-8 take the PARCC assessment each year. High school students take the SAT in Math and English Language Arts.



## Success by Student Group

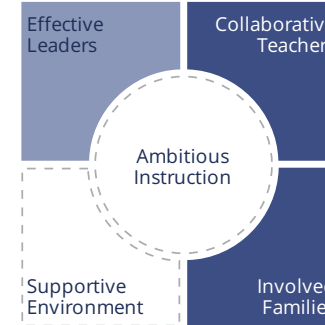
This display shows PARCC ELA performance levels for each student group. No data is shown for groups with fewer than 10 students.



## Student Characteristics

White	22%	Low Income	56%
Black	66%	English Learners	1%
Hispanic	7%	With Disabilities	11%
Asian	0%	Homeless	0%
American Indian	0%		
Two or More Races	4%		
Pacific Islander	0%		

## School Environment



The **5Essentials Survey** allows students in grades 6-12 and all teachers to share their perspectives on essential conditions for learning. The anonymous survey consists of 5 components.

- Most implementation
- More implementation
- Average implementation
- Less implementation
- Least implementation
- Not Applicable/Low Response

### Response Rates

Students	100%
Teachers	100%

### Average Effective Leaders

Do principals and teachers implement a shared vision for success?

### More Collaborative Teachers

Do teachers collaborate to promote professional growth?

### Ambitious Instruction

Are the classes challenging and engaging?

### Supportive Environment

Is the school safe, demanding, and supportive?

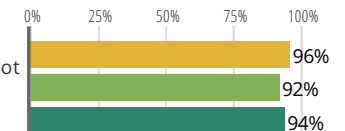
### More Involved Families

Does the entire staff build strong external relationships?

## Student Attendance and Mobility

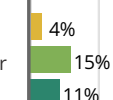
### Attendance Rate

Rate at which students are present at school, not including excused or unexcused absences



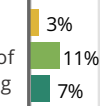
### Chronic Truancy Rate

Percentage of students who have been absent without valid reasons for 5% or more of regular school days



### Student Mobility

Percentage of students who transfer in or out of the school during the school year, not including graduates





# Coretta Scott King Magnet Sch

## School Highlights

### Academic Courses

Coretta Scott King Magnet School is an International Baccalaureate school that helps students develop the intellectual, personal, emotional, and social skills to be successful. Our school encourages international-mindedness, encourages a positive attitude about learning, facilitates meaningful, in-depth inquiries into real world issues.

### Physical Education, Heath and Wellness

General Physical Education

### Other Programs and Activities

After School Care, Attitudes in Action Activities and Awards, Battle of the Books, Before School Care, Business Education Partnership, Conflict Resolution, Cooking Club, CSK Family 5K, Environmental Club, Family Literacy Night, Family Math Night, Family Nights, Fine Arts Festival, IMSA Fusion, International Day of Peace Celebration, Mentoring Program, Mix It Up Day Celebration, Parent Associations, PBIS Family Night, Peace Circles, PTO Pancake Breakfast, PYP Exhibition Mentors, Safety Patrol,...

### School Awards

2011 Illinois Spotlight School, 2012 Illinois Academic Excellence Award, 2012 Illinois Spotlight School, 2012-2013 Earth Award from Will County Land Use Department, 2014 Crete Public Library Battle of the Books Winner, 2015 Crete Public Library Battle of the Books Winner, 2016 Chicago Magazine's Top 10 Elementary Schools in Will County, Academic Honor Rolls, Administrative Professionals' Day, and Nurses' Day Recognitions, American Education Week Recognition, Attitudes in Action Recognition, B...

### Career Development Courses and Programs

### Athletics

"Get Off the Couch!" Exercise Club, Intramural Sports, Rainbows

### School Personnel Resources

English as a Second Language Teacher, Paraprofessional, Reading Specialist, School Nurse, School Psychologist, School Social Worker, Special Education Teacher, Speech Language Pathology Teacher

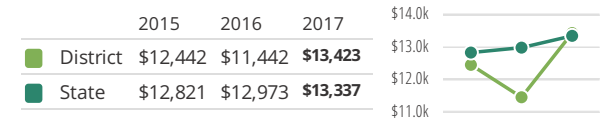
### Facilities

## District Finance

**Instructional Spending per Pupil** includes only the activities directly dealing with the teaching of students or the interaction between teachers and students.



**Operational Spending per Pupil** includes all costs for overall operations in this school's district, including Instructional Spending, but excluding summer school, adult education, capital expenditures, and long-term debt payments.



## Educator Measures

This school has had **2 principal(s)** over the past 6 years. In the last three years, an average of **86% of teachers** return to this school each year.

## FOR MORE INFORMATION

Visit [IllinoisReportCard.com](http://IllinoisReportCard.com) to see additional details about each item of information for this school. There you will find charts spanning multiple years, detailed explanations, resources, more of the school's programs and activities, and powerful tools that let you dig deeper into data.

Most of this data has been collected by ISBE from school districts through data systems. Some information, such as the School Highlights, is entered directly by principals and can be updated throughout the year.